




## JOB



**Prepared by**  
Joe Mines

**Date**  
November 24th 2025

**Site Ref**  
6500

**Site Name**  
All Saints Church - 6500 +  
LEICESTERSHIRE + Sheepy  
Magna + CV9 3RA, Church  
Lane

1. HEALTH & SAFETY & HYGIENE

Ref	Name	Answer	Comments
1.1	Confirm that you have reviewed and accepted the RAMS (including any 'specific' or 'special' RAMS) for this activity? If NOT, you must STOP and do that before continuing.	Yes	<p>If you believe your RAMS are not appropriate or sufficient for this site, you must comment here and review your safety in continuing this work.;</p> <p>'SPECIAL' RAMS are applicable for working at height (refer to VAN Folder) and some sites may require a SPECIFIC RAMS. Please check the BOX 'JOB BAG' file before commencing work.;</p> <p>If you answer YES to this question, you are confirming your RAMS are sufficient, complete and you have reviewed them, understand them and will comply with them.;</p> <p>Each member of a 'TEAM JOB' must do this on their C-APP Inspection for this JOB.</p>
1.2	Do you have any observations regarding the RAMS and H&S&H on this site?	No	If YES - Please take photo's and add comments...

2. Photos Of Progress And/Or Completed JOB

Ref	Name	Answer	Comments
2.1	Take a completion photograph of the finished work.	Yes	Spur now on site, mains run and PAR set up.



24 Nov 2025 10:50  
Ref #2.1



24 Nov 2025 11:58  
Ref #2.1



24 Nov 2025 12:03  
Ref #2.1



24 Nov 2025 12:03  
Ref #2.1



24 Nov 2025 12:03  
Ref #2.1



24 Nov 2025 12:03  
Ref #2.1

3. SUMMARY OF WORK COMPLETED ON THIS JOB:

Ref	Name	Description
3.1	Please summarise here the work you have completed on this JOB:	

## 3. SUMMARY OF WORK COMPLETED ON THIS JOB: (Cont.)

3.2	Please inform us where the back-up unit is located?	
3.3	Confirm the Back-Up system Version? (NOTE: this should be Version J21: refer to video on STREAMS)	

## 4. JOB COMPLETION SUMMARY - IMPORTANT To-Do's

Ref	Name	Answer	Comments
4.1	ALL equipment is switched to 'ON' and everything has been 'CHECKED'?	Yes	This is important!; It avoids a silly return visit:
4.2	Site Clean & Tidy?	Yes	Finish this job professionally:
4.3	Did you meet/inform the customer?	Yes	Tell us any important information:
4.4	Remember your 'IN-APP' message: (HSH / CMR / AV / DNI / PARTS / ASNOTE)		Similar to performing an AS, inform the team if you have an IN-APP Message to send and add comments.

## 5. CLOCK HAND RE-INSTALLATION CHECK LIST

Ref	Name	Answer	Comments
5.1	Trad clocks - check for 'play' on the minute hand 'square'. If present - CALL THE OFFICE for advice.		'YES' = check successfully completed.

## 6. CMK QUALITY QUESTION &amp; ADVISORY NOTES

Ref	Name	Answer	Comments
6.1	I have completed this JOB as professionally as possible. I have included as many comments and photos as required.	YES	
6.2	Do you have any advisory notes to mention to the team regarding this clock - perhaps any issue that you feel might come up or something to watch for in the future? If 'YES' please add a comment as appropriate.	NO	

## 7. Job Completion/Signatures

Ref	Name	Answer	Comments
7.1	If possible, acquire a completion signature from the customer/client representative	No	