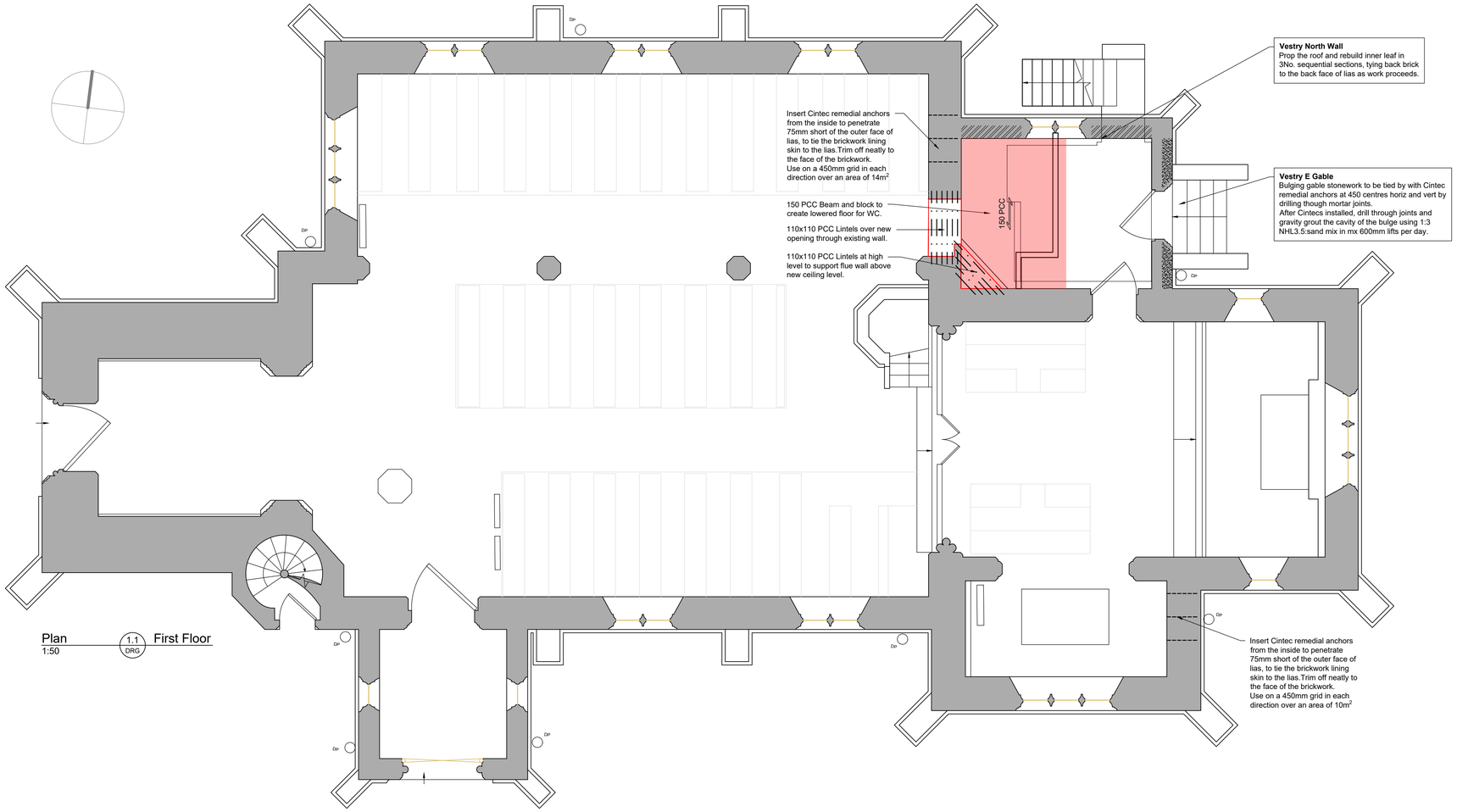

Plan 1.1 DRG First Floor
1:50

Plan 01 1121 Ground Floor
1:50

Scale Bar
500 0 2.5m

STATUS CODES FOR DRAWINGS ACCORDANCE WITH BS EN ISO 19650-2-2018	
CODE	DESCRIPTION
SHARED (NON-CONTRACTUAL - NOT FOR CONSTRUCTION)	
S1	SUITABLE FOR COORDINATION
S2	SUITABLE FOR INFORMATION
S3	SUITABLE FOR REVIEW AND COMMENT
S4	SUITABLE FOR STAGE REVIEW AND AUTHORIZATION
S5	SUITABLE FOR STAGE REVIEW AND ACCEPTANCE
PUBLISHED (CONTRACTUAL)	
A1	STAGE 1 AUTHORIZED (NOT FOR CONSTRUCTION)
A2	STAGE 2 AUTHORIZED (NOT FOR CONSTRUCTION)
A3	STAGE 3 AUTHORIZED (NOT FOR CONSTRUCTION)
A4	STAGE 4 AUTHORIZED (FOR CONSTRUCTION)
A5	STAGE 5 AUTHORIZED (FINAL DESIGN RECORD)

NOTES

1. THIS DRAWING IS COPYRIGHT AND MAY NOT BE REPRODUCED WITHOUT THE PERMISSION OF MANN WILLIAMS.
2. ALL DRAWINGS ARE TO BE READ IN CONJUNCTION WITH THE PROJECT SPECIFICATION WITH ALL WORKS CARRIED OUT IN ACCORDANCE WITH THE LATEST BRITISH STANDARDS AND CODES OF PRACTICE.
3. ANY AMBIGUITIES OR DISCREPANCIES BETWEEN THIS DRAWING AND ANY OTHER INFORMATION GIVEN ELSEWHERE MUST BE REPORTED TO MANN WILLIAMS FOR CLARIFICATION BEFORE WORK PROCEEDS.
4. ALL DIMENSIONS TO BE CHECKED ON SITE AND ANY DISCREPANCIES REPORTED TO THE ENGINEER BEFORE ANY WORK COMMENCES.
5. ONLY FIGURED OR CALCULATED DIMENSIONS SHOULD BE USED AND NO DRAWINGS, IN ANY FORMAT SHOULD BE SCALED.

REV	DESCRIPTION	BY	DATE
P1	PRELIMINARY ISSUE	DJB	12.02.05

DRAWING TO BE READ IN COLOUR

PROJECT
St Mary Magdalene's
Stockland
Bristol

TITLE
General Arrangement
Ground Floor Plan

MANN WILLIAMS
CONSULTING CIVIL AND STRUCTURAL ENGINEERS
7 OLD KING STREET
QUEEN SQUARE
BATH BA1 2JW
T 01225 464419
E bath@mannwilliams.co.uk
W www.mannwilliams.co.uk

DRAWN	CHECKED	SIZE	SCALE	DATE	MW JOB No.
DJB		A1	1:50	Jan 2025	10166

SUITABILITY STATUS:
S2 INFORMATION
(NOT FOR CONSTRUCTION)

ZONE/SYSTEM	LEVEL	TYPE	ROLE	ORIGINATOR
XX	00	DR	S	MWB

PROJECT CODE	NUMBER	REVISION
10166	1111	P1

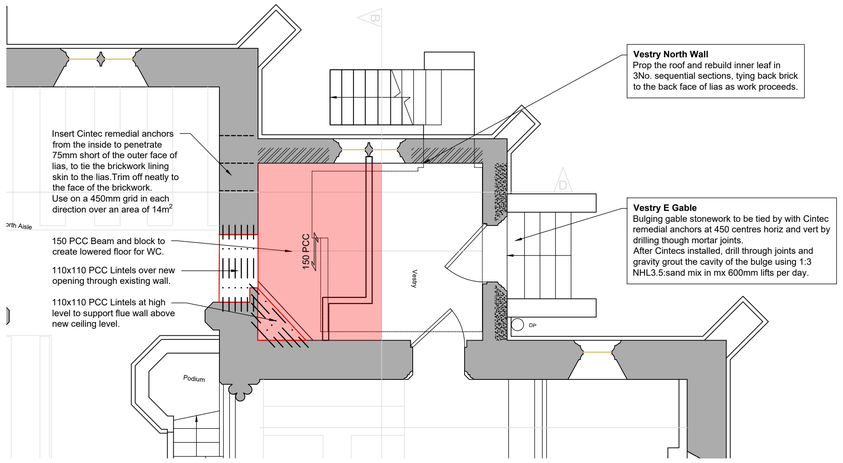

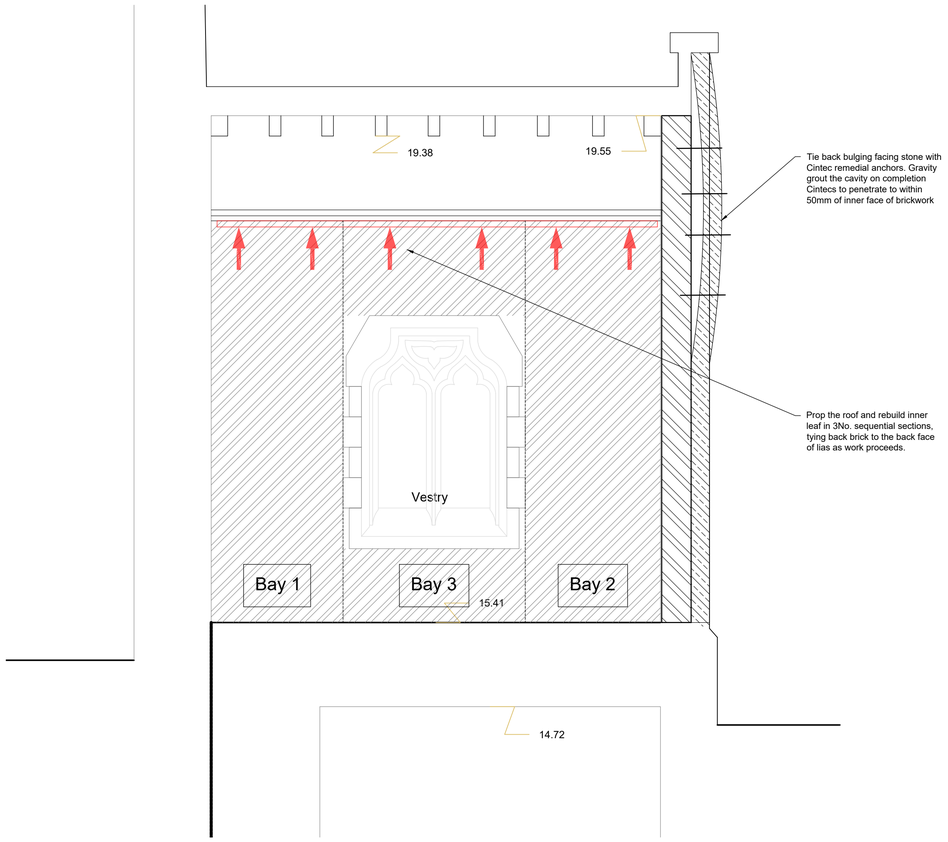

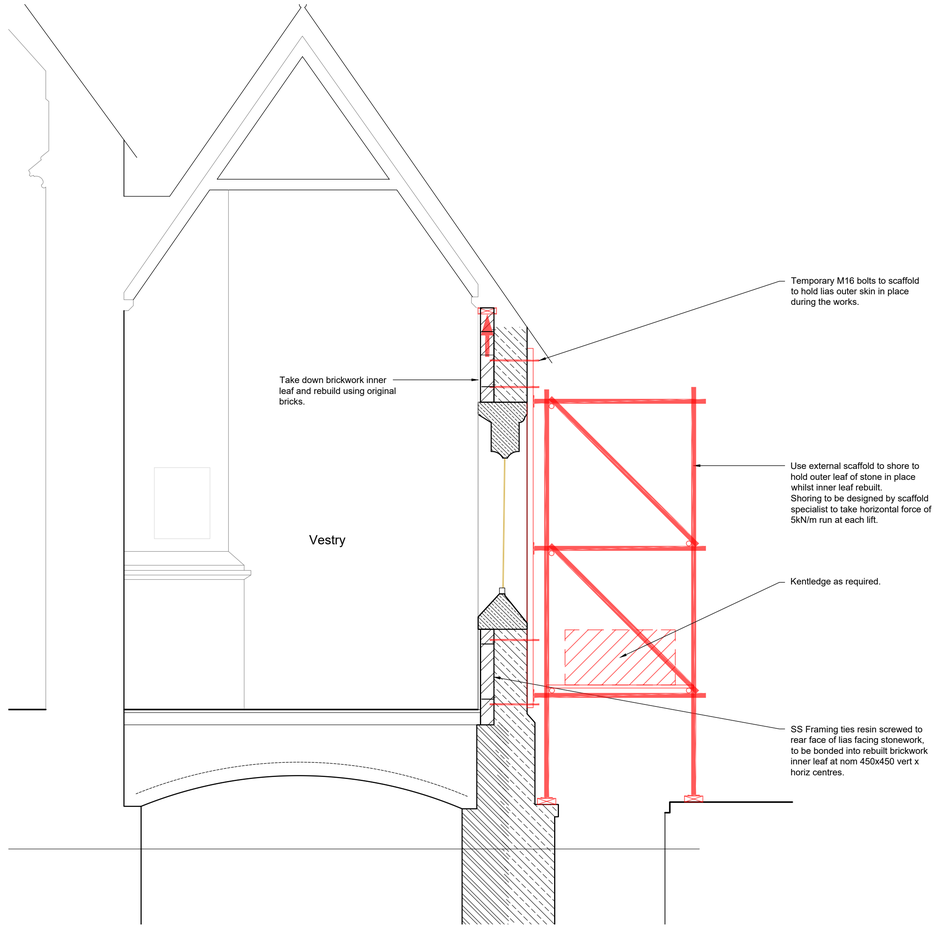

Scale Bar
250 0 1000 1250

STATUS CODES FOR DRAWINGS ACCORDANCE WITH BS EN ISO 19650-2-2018	
CODE	DESCRIPTION
SHARED (NON-CONTRACTUAL - NOT FOR CONSTRUCTION)	
S1	SUITABLE FOR COORDINATION
S2	SUITABLE FOR INFORMATION
S3	SUITABLE FOR REVIEW AND COMMENT
S4	SUITABLE FOR STAGE REVIEW AND AUTHORIZATION
S5	SUITABLE FOR STAGE REVIEW AND ACCEPTANCE
PUBLISHED (CONTRACTUAL)	
A1	STAGE 1 AUTHORIZED (NOT FOR CONSTRUCTION)
A2	STAGE 2 AUTHORIZED (NOT FOR CONSTRUCTION)
A3	STAGE 3 AUTHORIZED (NOT FOR CONSTRUCTION)
A4	STAGE 4 AUTHORIZED (FOR CONSTRUCTION)
A5	STAGE 5 AUTHORIZED (FINAL DESIGN RECORD)

NOTES

1. THIS DRAWING IS COPYRIGHT AND MAY NOT BE REPRODUCED WITHOUT THE PERMISSION OF MANN WILLIAMS.
2. ALL DRAWINGS ARE TO BE READ IN CONJUNCTION WITH THE PROJECT SPECIFICATION WITH ALL WORKS CARRIED OUT IN ACCORDANCE WITH THE LATEST BRITISH STANDARDS AND CODES OF PRACTICE.
3. ANY AMBIGUITIES OR DISCREPANCIES BETWEEN THIS DRAWING AND ANY OTHER INFORMATION GIVEN ELSEWHERE MUST BE REPORTED TO MANN WILLIAMS FOR CLARIFICATION BEFORE WORK PROCEEDS.
4. ALL DIMENSIONS TO BE CHECKED ON SITE AND ANY DISCREPANCIES REPORTED TO THE ENGINEER BEFORE ANY WORK COMMENCES.
5. ONLY FIGURED OR CALCULATED DIMENSIONS SHOULD BE USED AND NO DRAWINGS, IN ANY FORMAT SHOULD BE SCALED.

REV	DESCRIPTION	BY	DATE
P1	PRELIMINARY ISSUE	DJB	12.02.25

DRAWING TO BE READ IN COLOUR

PROJECT
St Mary Magdalene's
Stockland
Bristol

TITLE
Detail Arrangement
Remedial Works to
Vestry Walls

MANN WILLIAMS
CONSULTING CIVIL AND STRUCTURAL ENGINEERS
7 OLD KING STREET
QUEEN SQUARE
BATH BA1 2JW
T 01225 464419
E bath@mannwilliams.co.uk
W www.mannwilliams.co.uk

DRAWN	CHECKED	SIZE	SCALE	DATE	MW JOB No
DJB		A1	1:50	Jan 2025	10166

SUITABILITY STATUS
S2 WORK IN PROGRESS
(NOT FOR CONSTRUCTION)

ZONE/SYSTEM	LEVEL	TYPE	ROLE	ORIGINATOR
XX	00	DR	S	MWB

PROJECT CODE	NUMBER	REVISION
10166	1311	WIP

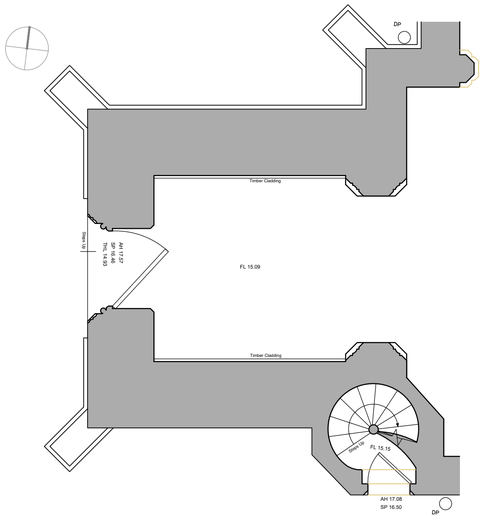

Plan 1:50 — 1.1 DRG — Ground Floor

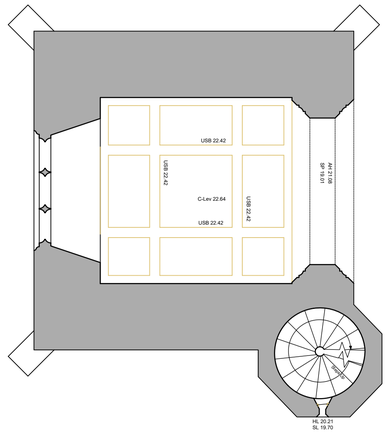

Plan 1:50 — 1.2 DRG — Between Ground and Ringing Chamber

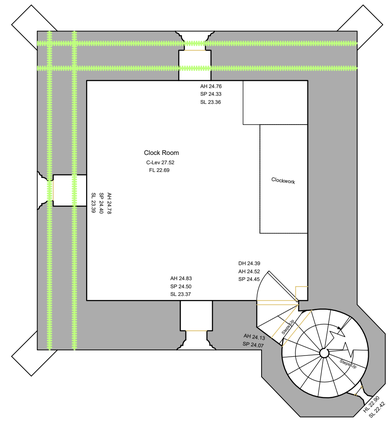

Plan 1:50 — 2.1 DRG — Ringing Chamber

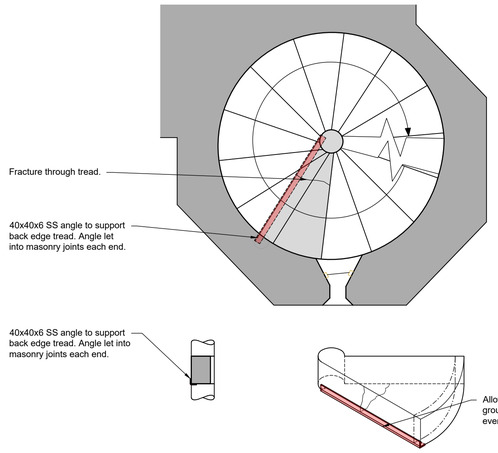

Detail 1:20 — A DRG — Stair Tread Support Allow for 12No.

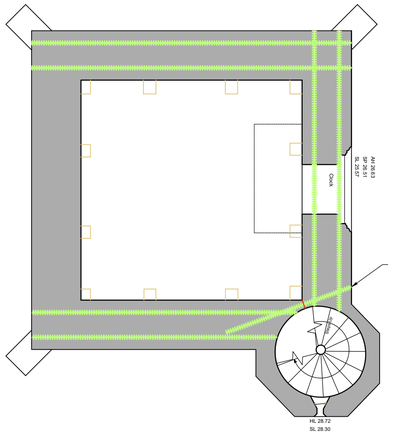

2No. Cintec sock anchors stitching through wall above door into ringing chamber. Note narrow pinch point on plan between tower wall and vice.

Plan 1:50 — 2.2 DRG — Between Ringing Chamber and Belfry

Cintec Sock Anchors
Ancors typically to be inserted though 40mm dia core drilled holes.
Retain core from facing stone to plug hole after installation of anchors

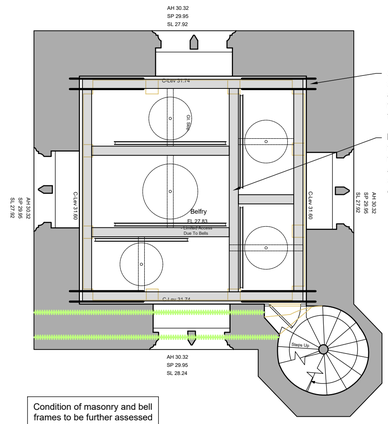

Allow for provisioinally for 150dp x 100wd x 12 stainless steel angles x1200lg c/w 8No. throughbolts to frames. 150mm bearing into walls.

Indicative layout of existing bell frames. Further survey required to confirm arrangement and assess condition. Allow for stainless steel brackets to stiffen corners and strengthen junctions.

Condition of masonry and bell frames to be further assessed once better access can be obtained.

Plan 1:50 — 3.1 DRG — Belfry

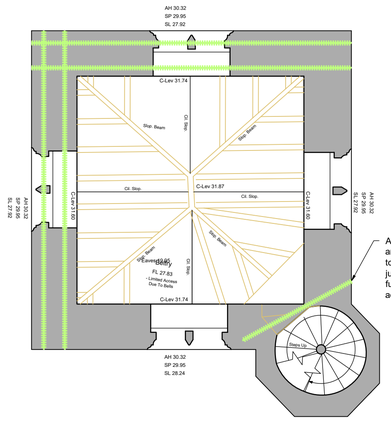

Allow for 2No Cintec sock anchors above door head level to stitch wall across tower/vice junction. Details TBC following further survey once better access can be obtained.

Plan 1:50 — 3.2 DRG — Belfry

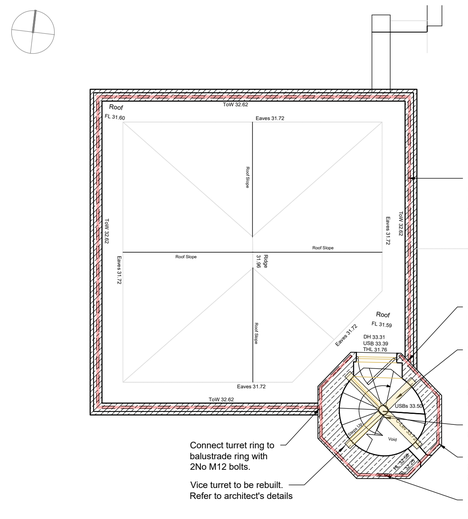

40x10 SS flat laid in bed joint under rebuilt balustrade. Manufacture with 10mm holes on centreline at 600mm centres and use 8mm pins embedded into wall and balustrade by 50mm.

Connect turret ring to balustrade ring with 2No M12 bolts.

Vice Turret Roof
120x120 Air dried oak beams to support roof. Bolt 100x100 stainless SHS to top with cruciform baseplate and 4No. M20 throughbolts.
SHS to protrude 150mm above roof.

Traditional central mortice and tenon joint to oak beams.

40x10 SS flat made in two halves to accurate template and bolted together in position shown.

300 long SS fishplate with 2No 20 dia bolts.

Connect turret ring to balustrade ring with 2No M12 bolts.

Vice turret to be rebuilt. Refer to architect's details

Plan 1:50 — 4.1 DRG — Roof

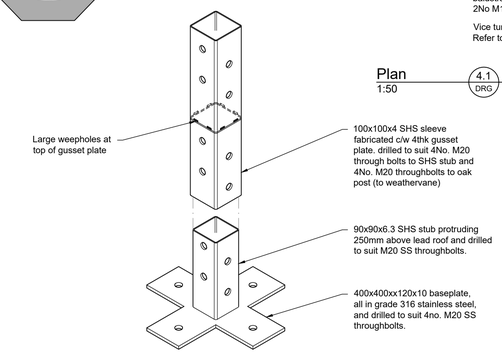

Detail 1:10 — B DRG — Weathervane Support

Scale Bar
500 0 2.5m

STATUS CODES FOR DRAWINGS ACCORDANCE WITH BS EN ISO 19650-2-2018	
CODE	DESCRIPTION
SHARED (NON-CONTRACTUAL - NOT FOR CONSTRUCTION)	
S1	SUITABLE FOR COORDINATION
S2	SUITABLE FOR INFORMATION
S3	SUITABLE FOR REVIEW AND COMMENT
S4	SUITABLE FOR STAGE REVIEW AND AUTHORIZATION
S5	SUITABLE FOR STAGE REVIEW AND ACCEPTANCE
PUBLISHED (CONTRACTUAL)	
A1	STAGE 1 AUTHORIZED (NOT FOR CONSTRUCTION)
A2	STAGE 2 AUTHORIZED (NOT FOR CONSTRUCTION)
A3	STAGE 3 AUTHORIZED (NOT FOR CONSTRUCTION)
A4	STAGE 4 AUTHORIZED (FOR CONSTRUCTION)
A5	STAGE 5 AUTHORIZED (FINAL DESIGN RECORD)

NOTES

1. THIS DRAWING IS COPYRIGHT AND MAY NOT BE REPRODUCED WITHOUT THE PERMISSION OF MANN WILLIAMS.
2. ALL DRAWINGS ARE TO BE READ IN CONJUNCTION WITH THE PROJECT SPECIFICATION WITH ALL WORKS CARRIED OUT IN ACCORDANCE WITH THE LATEST BRITISH STANDARDS AND CODES OF PRACTICE.
3. ANY AMBIGUITIES OR DISCREPANCIES BETWEEN THIS DRAWING AND ANY OTHER INFORMATION GIVEN ELSEWHERE MUST BE REPORTED TO MANN WILLIAMS FOR CLARIFICATION BEFORE WORK PROCEEDS.
4. ALL DIMENSIONS TO BE CHECKED ON SITE AND ANY DISCREPANCIES REPORTED TO THE ENGINEER BEFORE ANY WORK COMMENCES.
5. ONLY FIGURED OR CALCULATED DIMENSIONS SHOULD BE USED AND NO DRAWINGS, IN ANY FORMAT SHOULD BE SCALED.

REV	DESCRIPTION	BY	DATE
P1	PRELIMINARY ISSUE	DJB	12.02.25

DRAWING TO BE READ IN COLOUR

PROJECT
St Mary Magdalene's
Stockland
Bristol

TITLE
General Arrangement
Tower Floor Plans

MANN WILLIAMS
CONSULTING CIVIL AND STRUCTURAL ENGINEERS
7 OLD KING STREET
QUEEN SQUARE
BATH BA1 2JW
T 01225 464419
E bath@mannwilliams.co.uk
W www.mannwilliams.co.uk

DRAWN	CHECKED	SIZE	SCALE	DATE	MW JOB No
DJB		A1	1:50	Jan 2025	10166

SUITABILITY STATUS:
S2 INFORMATION
(NOT FOR CONSTRUCTION)

ZONE/SYSTEM	LEVEL	TYPE	ROLE	ORIGINATOR
XX	XX	DR	S	MWB

PROJECT CODE	NUMBER	REVISION
10166	1121	P1

View 01 DRG South Elevation
1:50

Scale Bar
500 0 2.5m

STATUS CODES FOR DRAWINGS ACCORDANCE WITH BS EN ISO 19650-2-2018	
CODE	DESCRIPTION
SHARED (NON-CONTRACTUAL - NOT FOR CONSTRUCTION)	
S1	SUITABLE FOR COORDINATION
S2	SUITABLE FOR INFORMATION
S3	SUITABLE FOR REVIEW AND COMMENT
S4	SUITABLE FOR STAGE REVIEW AND AUTHORIZATION
S5	SUITABLE FOR STAGE REVIEW AND ACCEPTANCE
PUBLISHED (CONTRACTUAL)	
A1	STAGE 1 AUTHORIZED (NOT FOR CONSTRUCTION)
A2	STAGE 2 AUTHORIZED (NOT FOR CONSTRUCTION)
A3	STAGE 3 AUTHORIZED (NOT FOR CONSTRUCTION)
A4	STAGE 4 AUTHORIZED (FOR CONSTRUCTION)
A5	STAGE 5 AUTHORIZED (FINAL DESIGN RECORD)

NOTES

1. THIS DRAWING IS COPYRIGHT AND MAY NOT BE REPRODUCED WITHOUT THE PERMISSION OF MANN WILLIAMS.
2. ALL DRAWINGS ARE TO BE READ IN CONJUNCTION WITH THE PROJECT SPECIFICATION WITH ALL WORKS CARRIED OUT IN ACCORDANCE WITH THE LATEST BRITISH STANDARDS AND CODES OF PRACTICE.
3. ANY AMBIGUITIES OR DISCREPANCIES BETWEEN THIS DRAWING AND ANY OTHER INFORMATION GIVEN ELSEWHERE MUST BE REPORTED TO MANN WILLIAMS FOR CLARIFICATION BEFORE WORK PROCEEDS.
4. ALL DIMENSIONS TO BE CHECKED ON SITE AND ANY DISCREPANCIES REPORTED TO THE ENGINEER BEFORE ANY WORK COMMENCES.
5. ONLY FIGURED OR CALCULATED DIMENSIONS SHOULD BE USED AND NO DRAWINGS, IN ANY FORMAT SHOULD BE SCALED.

REV	DESCRIPTION	BY	DATE
P1	PRELIMINARY ISSUE	ABC	DD.MM.YY

DRAWING TO BE READ IN COLOUR

PROJECT
St Mary Magdalene's
Stockland
Bristol

TITLE
General Arrangement
South Elevation

MANN WILLIAMS
CONSULTING CIVIL AND STRUCTURAL ENGINEERS
7 OLD KING STREET
QUEEN SQUARE
BATH BA1 2JW
T 01225 464419
E bath@mannwilliams.co.uk
W www.mannwilliams.co.uk

DRAWN	CHECKED	SIZE	SCALE	DATE	MW JOB No.
DJB		A1	1:50	Jan 2025	10166

SUITABILITY STATUS: S2 INFORMATION (NOT FOR CONSTRUCTION)

ZONE/SYSTEM	LEVEL	TYPE	ROLE	ORIGINATOR
XX	XX	DR	S	MWB

PROJECT CODE	NUMBER	REVISION
10166	1201	P1

View 01 DRG North Elevation
1:50

Scale Bar
500 0 2.5m

STATUS CODES FOR DRAWINGS ACCORDANCE WITH BS EN ISO 19650-2-2018	
CODE	DESCRIPTION
SHARED (NON-CONTRACTUAL - NOT FOR CONSTRUCTION)	
S1	SUITABLE FOR COORDINATION
S2	SUITABLE FOR INFORMATION
S3	SUITABLE FOR REVIEW AND COMMENT
S4	SUITABLE FOR STAGE REVIEW AND AUTHORIZATION
S5	SUITABLE FOR STAGE REVIEW AND ACCEPTANCE
PUBLISHED (CONTRACTUAL)	
A1	STAGE 1 AUTHORIZED (NOT FOR CONSTRUCTION)
A2	STAGE 2 AUTHORIZED (NOT FOR CONSTRUCTION)
A3	STAGE 3 AUTHORIZED (NOT FOR CONSTRUCTION)
A4	STAGE 4 AUTHORIZED (FOR CONSTRUCTION)
A5	STAGE 5 AUTHORIZED (FINAL DESIGN RECORD)

NOTES

1. THIS DRAWING IS COPYRIGHT AND MAY NOT BE REPRODUCED WITHOUT THE PERMISSION OF MANN WILLIAMS.
2. ALL DRAWINGS ARE TO BE READ IN CONJUNCTION WITH THE PROJECT SPECIFICATION WITH ALL WORKS CARRIED OUT IN ACCORDANCE WITH THE LATEST BRITISH STANDARDS AND CODES OF PRACTICE.
3. ANY AMBIGUITIES OR DISCREPANCIES BETWEEN THIS DRAWING AND ANY OTHER INFORMATION GIVEN ELSEWHERE MUST BE REPORTED TO MANN WILLIAMS FOR CLARIFICATION BEFORE WORK PROCEEDS.
4. ALL DIMENSIONS TO BE CHECKED ON SITE AND ANY DISCREPANCIES REPORTED TO THE ENGINEER BEFORE ANY WORK COMMENCES.
5. ONLY FIGURED OR CALCULATED DIMENSIONS SHOULD BE USED AND NO DRAWINGS, IN ANY FORMAT SHOULD BE SCALED.

REV	DESCRIPTION	BY	DATE
P1	PRELIMINARY ISSUE	ABC	DD.MM.YY

DRAWING TO BE READ IN COLOUR

PROJECT
St Mary Magdalene's
Stockland
Bristol

TITLE
General Arrangement
North Elevation

MANN WILLIAMS
CONSULTING CIVIL AND STRUCTURAL ENGINEERS
7 OLD KING STREET
QUEEN SQUARE
BATH BA1 2JW
T 01225 464419
E bath@mannwilliams.co.uk
W www.mannwilliams.co.uk

DRAWN	CHECKED	SIZE	SCALE	DATE	MW JOB No.
DJB		A1	1:50	Jan 2025	10166

SUITABILITY STATUS:
S2 INFORMATION
(NOT FOR CONSTRUCTION)

ZONE/SYSTEM	LEVEL	TYPE	ROLE	ORIGINATOR
XX	XX	DR	S	MWB

PROJECT CODE	NUMBER	REVISION
10166	1202	P1

View 1:50 (01 DRG) East Elevation

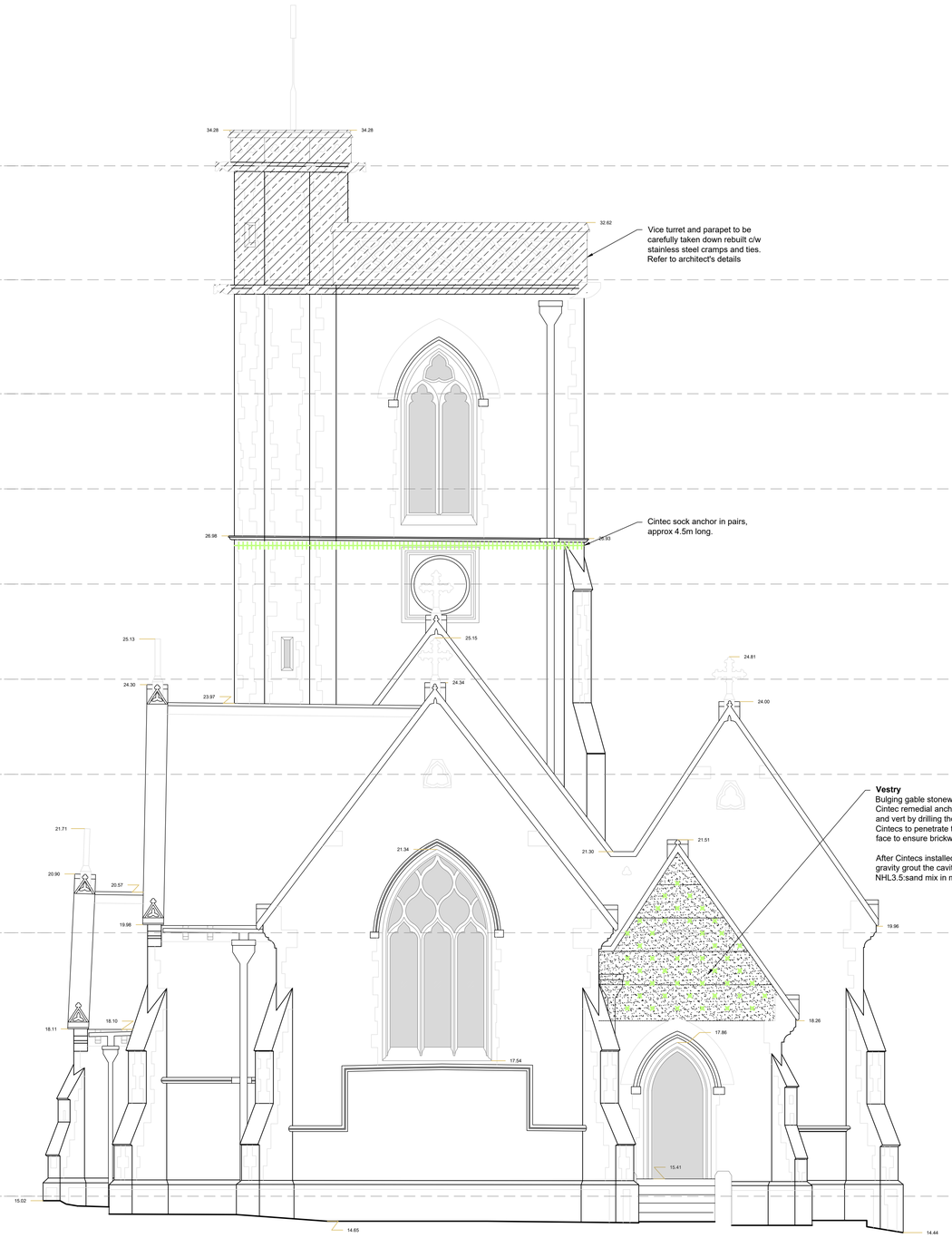

View 1:50 (02 DRG) West Elevation

Scale Bar
500 0 2.5m

STATUS CODES FOR DRAWINGS ACCORDANCE WITH BS EN ISO 19650-2-2018	
CODE	DESCRIPTION
SHARED (NON-CONTRACTUAL - NOT FOR CONSTRUCTION)	
S1	SUITABLE FOR COORDINATION
S2	SUITABLE FOR INFORMATION
S3	SUITABLE FOR REVIEW AND COMMENT
S4	SUITABLE FOR STAGE REVIEW AND AUTHORIZATION
S5	SUITABLE FOR STAGE REVIEW AND ACCEPTANCE
PUBLISHED (CONTRACTUAL)	
A1	STAGE 1 AUTHORIZED (NOT FOR CONSTRUCTION)
A2	STAGE 2 AUTHORIZED (NOT FOR CONSTRUCTION)
A3	STAGE 3 AUTHORIZED (NOT FOR CONSTRUCTION)
A4	STAGE 4 AUTHORIZED (FOR CONSTRUCTION)
A5	STAGE 5 AUTHORIZED (FINAL DESIGN RECORD)

NOTES

1. THIS DRAWING IS COPYRIGHT AND MAY NOT BE REPRODUCED WITHOUT THE PERMISSION OF MANN WILLIAMS.
2. ALL DRAWINGS ARE TO BE READ IN CONJUNCTION WITH THE PROJECT SPECIFICATION WITH ALL WORKS CARRIED OUT IN ACCORDANCE WITH THE LATEST BRITISH STANDARDS AND CODES OF PRACTICE.
3. ANY AMBIGUITIES OR DISCREPANCIES BETWEEN THIS DRAWING AND ANY OTHER INFORMATION GIVEN ELSEWHERE MUST BE REPORTED TO MANN WILLIAMS FOR CLARIFICATION BEFORE WORK PROCEEDS.
4. ALL DIMENSIONS TO BE CHECKED ON SITE AND ANY DISCREPANCIES REPORTED TO THE ENGINEER BEFORE ANY WORK COMMENCES.
5. ONLY FIGURED OR CALCULATED DIMENSIONS SHOULD BE USED AND NO DRAWINGS, IN ANY FORMAT SHOULD BE SCALED.

REV	DESCRIPTION	BY	DATE
P1	PRELIMINARY ISSUE	ABC	DD.MM.YY

DRAWING TO BE READ IN COLOUR

PROJECT
St Mary Magdalene's
Stockland
Bristol

TITLE
General Arrangement
East and West Elevations

MANN WILLIAMS
CONSULTING CIVIL AND STRUCTURAL ENGINEERS
7 OLD KING STREET
QUEEN SQUARE
BATH BA1 2JW
T 01225 464419
E bath@mannwilliams.co.uk
W www.mannwilliams.co.uk

DRAWN	CHECKED	SIZE	SCALE	DATE	MW JOB No.
DJB		A1	1:50	Jan 2025	10166

SUITABILITY STATUS:
S2 INFORMATION
(NOT FOR CONSTRUCTION)

ZONE/SYSTEM	LEVEL	TYPE	ROLE	ORIGINATOR
XX	XX	DR	S	MWB

PROJECT CODE	NUMBER	REVISION
10166	1203	P1

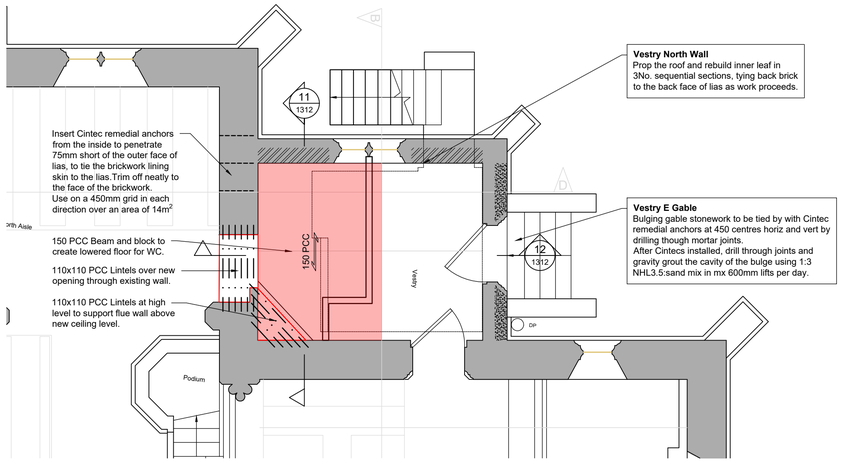

Part Plan 01 Vestry
1:50 1312

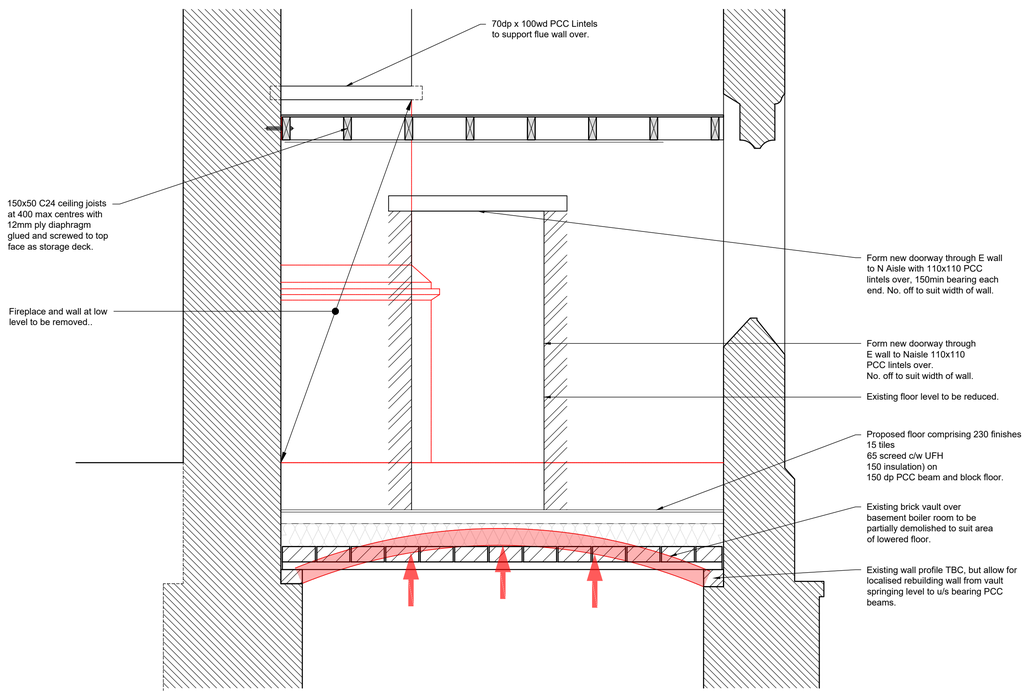

Section 11
1:20 1312

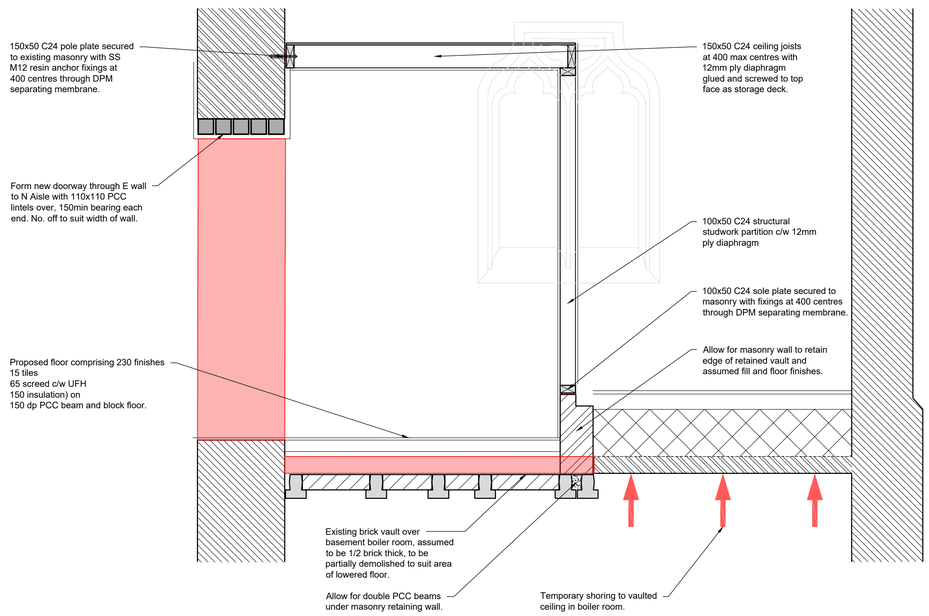

Section 12
1:20 1312

Scale Bar
200 0 500 1m

STATUS CODES FOR DRAWINGS ACCORDANCE WITH BS EN ISO 19650-2-2018	
CODE	DESCRIPTION
SHARED (NON-CONTRACTUAL - NOT FOR CONSTRUCTION)	
S1	SUITABLE FOR COORDINATION
S2	SUITABLE FOR INFORMATION
S3	SUITABLE FOR REVIEW AND COMMENT
S4	SUITABLE FOR STAGE REVIEW AND AUTHORIZATION
S5	SUITABLE FOR STAGE REVIEW AND ACCEPTANCE
PUBLISHED (CONTRACTUAL)	
A1	STAGE 1 AUTHORIZED (NOT FOR CONSTRUCTION)
A2	STAGE 2 AUTHORIZED (NOT FOR CONSTRUCTION)
A3	STAGE 3 AUTHORIZED (NOT FOR CONSTRUCTION)
A4	STAGE 4 AUTHORIZED (FOR CONSTRUCTION)
A5	STAGE 5 AUTHORIZED (FINAL DESIGN RECORD)

NOTES

1. THIS DRAWING IS COPYRIGHT AND MAY NOT BE REPRODUCED WITHOUT THE PERMISSION OF MANN WILLIAMS.
2. ALL DRAWINGS ARE TO BE READ IN CONJUNCTION WITH THE PROJECT SPECIFICATION WITH ALL WORKS CARRIED OUT IN ACCORDANCE WITH THE LATEST BRITISH STANDARDS AND CODES OF PRACTICE.
3. ANY AMBIGUITIES OR DISCREPANCIES BETWEEN THIS DRAWING AND ANY OTHER INFORMATION GIVEN ELSEWHERE MUST BE REPORTED TO MANN WILLIAMS FOR CLARIFICATION BEFORE WORK PROCEEDS.
4. ALL DIMENSIONS TO BE CHECKED ON SITE AND ANY DISCREPANCIES REPORTED TO THE ENGINEER BEFORE ANY WORK COMMENCES.
5. ONLY FIGURED OR CALCULATED DIMENSIONS SHOULD BE USED AND NO DRAWINGS, IN ANY FORMAT SHOULD BE SCALED.

REV	DESCRIPTION	BY	DATE
P1	PRELIMINARY ISSUE	DJB	12.02.25

DRAWING TO BE READ IN COLOUR

PROJECT
St Mary Magdalene's
Stockland
Bristol

TITLE
Detail Arrangement
Proposed WC in Vestry

MANN WILLIAMS
CONSULTING CIVIL AND STRUCTURAL ENGINEERS
7 OLD KING STREET
QUEEN SQUARE
BATH BA1 2JW
T 01225 464419
E bath@mannwilliams.co.uk
W www.mannwilliams.co.uk

DRAWN	CHECKED	SIZE	SCALE	DATE	MW JOB No.
DJB		A1	1:50	Jan 2025	10166

SUITABILITY STATUS:
S2 WORK IN PROGRESS
(NOT FOR CONSTRUCTION)

ZONE/SYSTEM	LEVEL	TYPE	ROLE	ORIGINATOR
XX	00	DR	S	MWB

PROJECT CODE	NUMBER	REVISION
10166	1312	WIP

DRAWING REGISTER & ISSUE SHEET

Project:

ST MARY MAGDALENE'S
STOCKLAND BRISTOL

MANN WILLIAMS
CONSULTING CIVIL AND
STRUCTURAL ENGINEERS

7 OLD KING STREET
BATH BA1 2JW
T 01225 464419
E bath@mannwilliams.co.uk

Project No. 10166

Sheet No. 01-01

Dwg. Nos.	Drawing Title	DWG SIZE	Issue Date (D M Y)	Revision
			13 02 25	
1111	GA GROUND FLOOR			P1
1121	GA TOWER PLANS			P1
1201	GA SOUTH ELEVATION			P1
1202	GA NORTH ELEVATION			P1
1203	GA EAST AND WEST ELEVATIONS			P1
1311	DA REMEDIAL WORKS TO VESTRY WALLS			P1
1312	DA VESTRY PROPOSED WC			P1

Distribution		No. of Copies (X = Issue Sheet D = Disk Ep = EMAIL(PDF) Ed = eMail(DWG))
Company	F.A.O	
Chantrey Conservation Architects	Marcus Chantrey	Ep
Heritage and Community	John McVerry	Ep
NT Surveying	Nick Tarrier	Ep
	Rosie Best	Ep
Max Fordham	B Ashby	Ep
	Thomas Wright	Ep

C= Construction T=Tender P=Preliminary
FD = Fianl Design Issue

Issue Status	P
Issue By	DB