




View of the church from the main entrance gates.

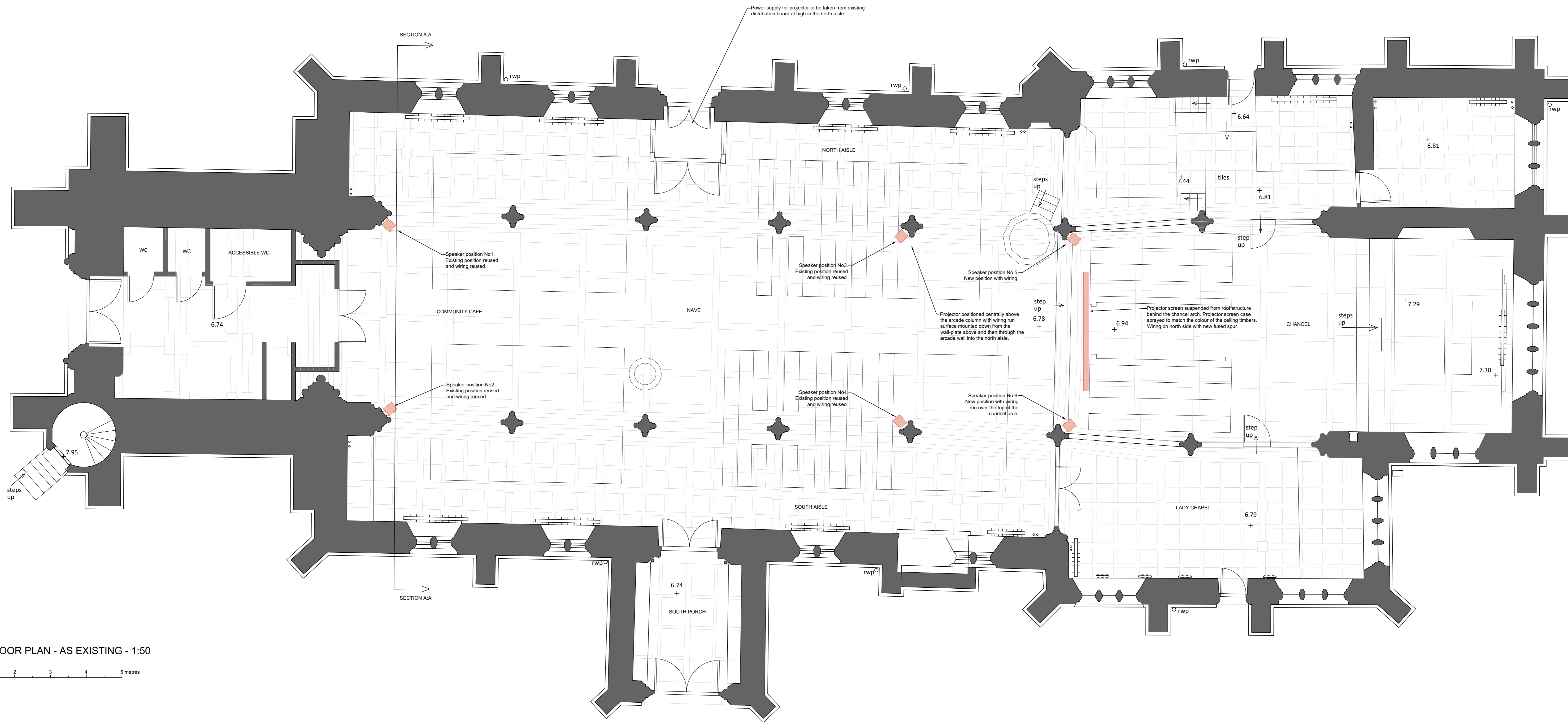
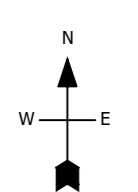
NOTES
All wiring to be painted in to match the fabric to which it is attached.




View of the chancel from the nave.



View of the nave from the chancel.



GROUND FLOOR PLAN - AS EXISTING - 1:50



Speaker position No 1
West end of north arcade (Existing position)



Speaker position No 2
West end of south arcade (Existing position)



Speaker position No 3
East end of north arcade (Existing position)



Speaker position No 4
West end of arcade (Existing position)



Speaker position No 5 (New position)
West end of chancel (North side)



Speaker position No 6 (New position)
West end of chancel (South side)



Proposed projector location
East end of north arcade.