





JOB



Prepared by
Paul Kilburn

Date
May 31st 2022

Site Ref
27058

Site Name
St John's Parish Church -
27058 + HAMPSHIRE, West
Street

Disclaimers

In the absence of any unique terms, then our standard Terms and Conditions are relevant and can be found at www.Smithofderby.com


Large commercial projects often carry unique terms and conditions which, if required, will be indicated in any Smith of Derby supporting proposal.

1. HEALTH & SAFETY & HYGIENE

Ref	Name	Answer	Comments
1.1	Confirm that you have reviewed and accepted the RAMS (including any 'specific' or 'special' RAMS) for this activity? If NOT, you must STOP and do that before continuing.	Yes	<p>Standard RAMS (and 'specific' RAMS such as 'working with a cherry picker') are commonly applicable to our AS sites.</p> <p>'SPECIAL' RAMS are applicable for working at height (refer to VAN Folder) and some sites may require a SPECIFIC RAMS. Please check the BOX 'JOB BAG' before commencing work.;</p> <p>Each member of a 'TEAM JOB' must do this.</p> <p>If you believe the standard, specific or special RAMS are not appropriate or sufficient for this site, you must comment here and review your safety in continuing this work.</p> <p>If you answer YES to this question, you are confirming your RAMS are sufficient, complete and you have reviewed them, understand them and will comply with them.</p>
1.2	If you have any observations regarding the RAMS and H&S&H on this site, please take photo's and add comments...	No	

2. Photo Of Progress And/Or Completed JOB

Ref	Name	Answer	Comments
2.1	Take progress photographs. (and at the end of each day, if the JOB is over multiple days)	Yes	



19 May 2022 10:39

Ref # 2.1



19 May 2022 10:39

Ref # 2.1



19 May 2022 12:29

Ref # 2.1




19 May 2022 12:29

Ref # 2.1




19 May 2022 13:28

Ref # 2.1



20 May 2022 15:05

Ref # 2.1



20 May 2022 15:05

Ref # 2.1



20 May 2022 15:05

Ref # 2.1

2. Photo Of Progress And/Or Completed JOB (Cont.)



31 May 2022 20:23

Ref # 2.1



31 May 2022 20:23

Ref # 2.1



31 May 2022 20:23

Ref # 2.1



31 May 2022 20:23

Ref # 2.1



31 May 2022 21:01

Ref # 2.1



31 May 2022 21:01

Ref # 2.1



31 May 2022 21:01

Ref # 2.1



31 May 2022 21:01

Ref # 2.1



31 May 2022 21:02

Ref # 2.1




31 May 2022 21:02

Ref # 2.1



31 May 2022 21:02

Ref # 2.1



31 May 2022 21:02

Ref # 2.1

2.2 Take a completion photograph of the finished work.

Yes



01 Jun 2022 12:35

Ref # 2.2



01 Jun 2022 12:37

Ref # 2.2



01 Jun 2022 13:02

Ref # 2.2



01 Jun 2022 13:23

Ref # 2.2



01 Jun 2022 13:28

Ref # 2.2

3. JOB COMPLETE - CMR TO ADD?


Ref	Name	Answer	Comments
3.1	Add comments here to help your colleagues:	JOB done, nothing to add:	

4. Schedule Of Condition

Ref	Name	Condition
No items associated with this room.		

5. SUMMARY OF WORK COMPLETED ON THIS JOB:

Ref	Name	Description
5.1	Please summarise here the work you have completed on this JOB:	Dial rubbed back to as flat as possible Repainted back up to topcoat Stencil applied and size ready for guiding




31 May 2022 20:23

Ref # 5.1



31 May 2022 21:01

Ref # 5.1




31 May 2022 21:01

Ref # 5.1



01 Jun 2022 12:05

Ref # 5.1




01 Jun 2022 12:05

Ref # 5.1



01 Jun 2022 12:18

Ref # 5.1




01 Jun 2022 12:35

Ref # 5.1

5.2	Please inform us where the back-up unit is located?	N/A
5.3	Confirm the Back-Up system Version?(NOTE: this should be Version J21: refer to video on STREAMS)	N/A

6. CLOCK HAND RE-INSTALLATION CHECK

Ref	Name	Answer	Comments
6.1	Minute spindal greased & light oil to bearings. Spindal thread is clean from surplus grease/dirt.	Yes	
6.2	Hour hand secure + photo	Yes	
	 <p>01 Jun 2022 13:02 01 Jun 2022 13:02 01 Jun 2022 13:28</p> <p>Ref # 6.2 Ref # 6.2 Ref # 6.2</p>		
6.3	Trad clocks - check for 'play' on the minute hand 'square'. If present - CALL THE OFFICE for advice.	N/A	'YES' = check successfully completed.
6.4	Thread on minute nut and spindal checked for ware.	Yes	
6.5	SECURING THE MINUTE HAND: I have tightened the minute nut, then released the minute nut. Without the minute nut in place, the hand will not come away without force.	Yes	
6.6	I have reviewed the STREAMS video and followed company process.	No	
6.7	As 'lead clockmaker' I have fully checked this hand re-installation.	Yes	

7. FINAL CHECK-LIST BEFORE LEAVING SITE:

Ref	Name	Answer	Comments
7.1	ALL batteries ON and ALL connections attached?		
7.2	ALL fused spurs or switched spurs ON?		
7.3	ALL AW Units are reset - check lights on circuit board?		
7.4	ALL FUSES in charging unit in place. (physically push to check)		
7.5	MAINS is turned ON		

7. FINAL CHECK-LIST BEFORE LEAVING SITE: (Cont.)

7.6	CONTROL UNIT key in correct position?		
7.7	CORRECT TIME & DATE on Control Unit or Back-Up units		
7.8	Correct BST/GMT highlighted (S=SUMMER: W=WINTER)		
7.9	Check existing back-up version (should be J21): refer to video on STREAMS to check.		
7.10	HAMMERS in the ON position and working?		
7.11	Check Time correct on APO?		
7.12	Is the CARILLON set to correct tune and correct time?		
7.13	Is the STRIKE & CHIME on the correct run?		

Terms and Conditions

To review the current Terms & Conditions of Smith of Derby Limited, please review these on the company website at www.smithofderby.com